



SIRDAR
knitting made fashionable

NECK WRAP WITH TWIST

You will need 1 - 50g ball of Firefly (This is enough to make 2) and 1 Pair of 10mm (UK000 - USA15) Knitting Needles.

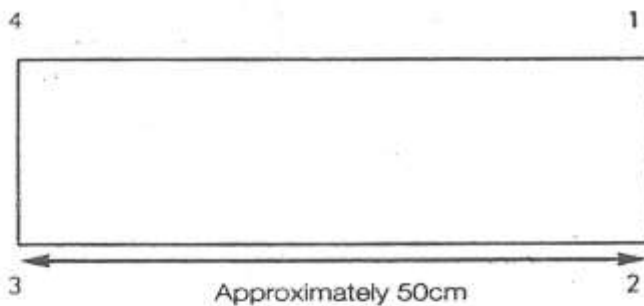
Using 10mm needles and thumb method cast on 33 sts.

1st Row. Knit to end of row.

2nd Row. Purl to end of row.

These 2 rows will now be referred to as **stocking stitch**.

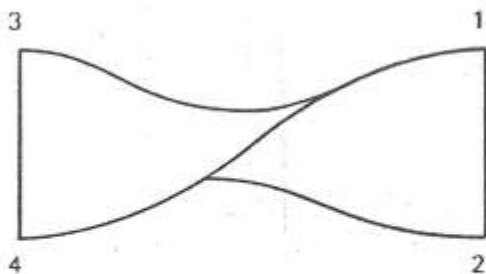
Continue in stocking stitch until Neck Wrap measures approximately 50cm in length, leaving sufficient yarn to cast off. Cast off **loosely**.



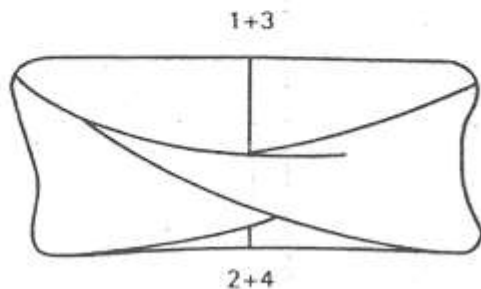
Knitted piece

1 - 2 = cast on edge

3 - 4 = cast off edge



Twist in place



Place 1 to 3 and 2 to 4

Join cast on and cast off edges

Twist in centre as shown in diagram. Sew cast on and cast off edges together